

# Section 1 DOOR BOTTOMS & SEALS

Door Bottoms are extruded aluminum with either double vinyl seal or wide finger vinyl seal.

**Standard Size** are 30", 32", 36", 42" & 48" and are cut 1/4" under unless noted.

**Other lengths may be ordered, and are cut exact.**

Door Bottoms have **slotted holes** for close adjustment. SMS 6 x 5/8" phillips panhead stainless steel screws are included.

◁ Indicates location of standard fastener hole.

**THERMAL BREAK** door bottoms are shown on pages 4 & 5.

Color of sealing material is black. Made from virgin, flexible extruded vinyl.

**Replacement sealing materials are available and sold by the foot (Page 47).**

Custom fabrications - **Stop cuts & 3 degree bevel** - are available to assist installation. See page 7 for detail.

Typical clearance between door and threshold is 3/8". **Check before installation.**

Some Door Bottoms have a **drip cap** to direct rain water run-off. Weep holes are avail.

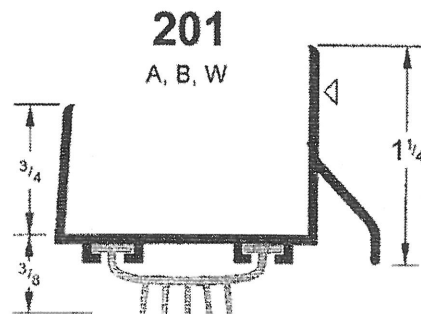
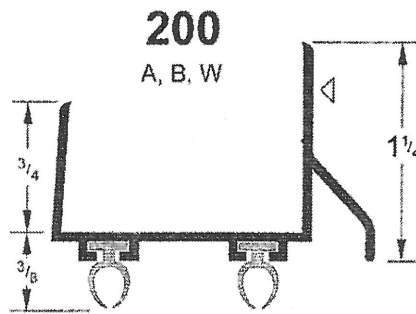
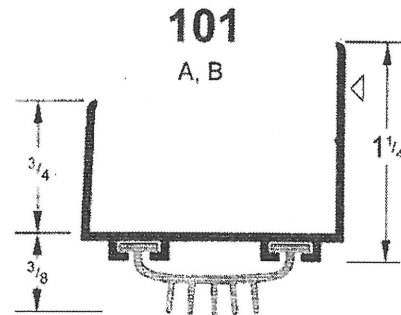
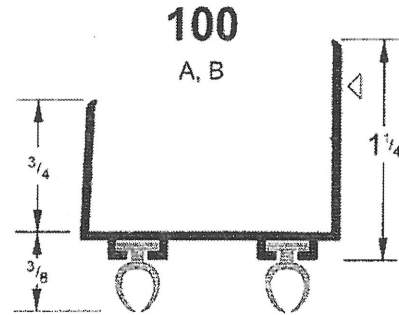
**Threshold and Door Bottoms** can be ordered in packaged sets.

**Closure strips** with a reach up to 1-1/4" (page 8).

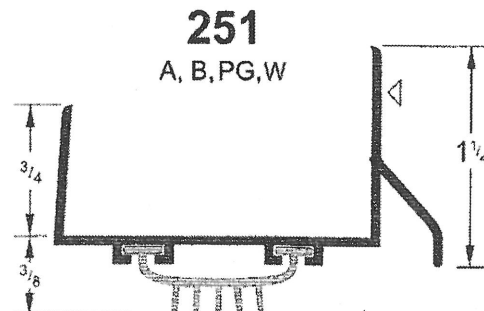
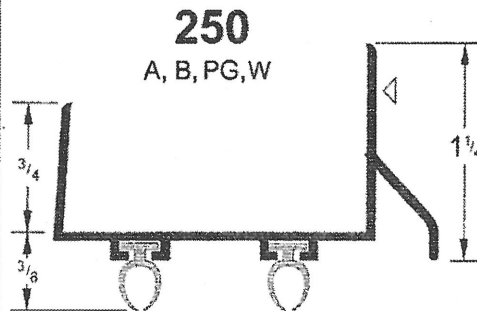
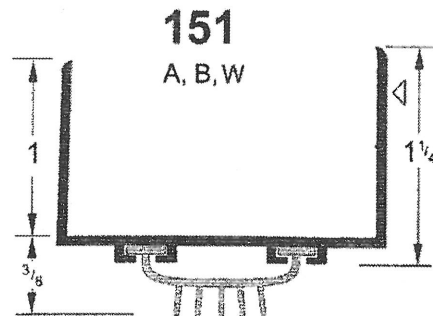
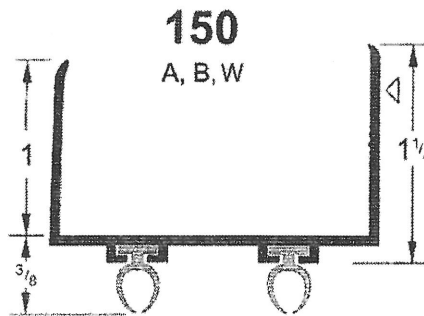
**Automatic Door Bottoms** are available in both Surface Mount and Mortise types.

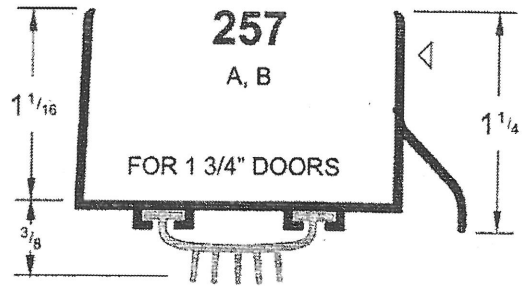
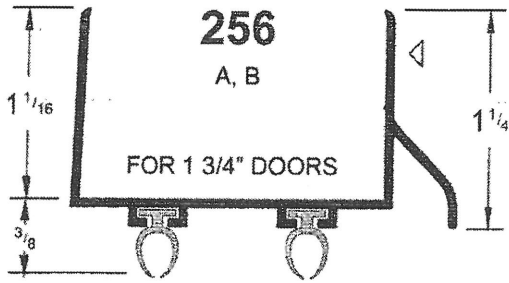
Part #255 is designed for **hollow metal doors** (page 7).

## FOR 1-3/8" DOORS

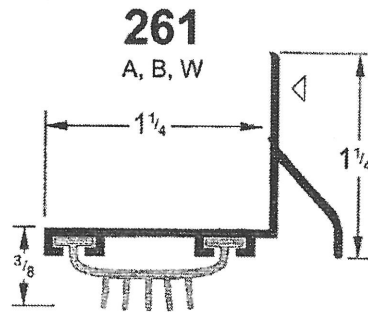
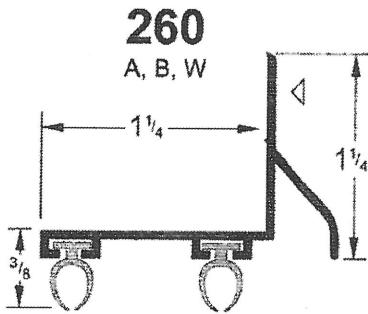


## FOR 1-3/4" DOORS

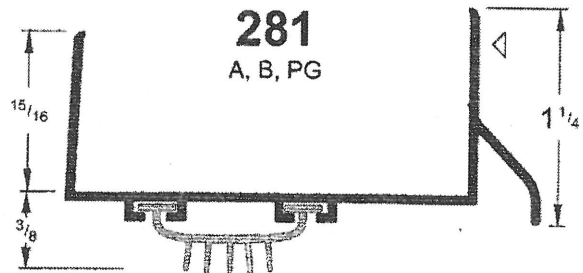
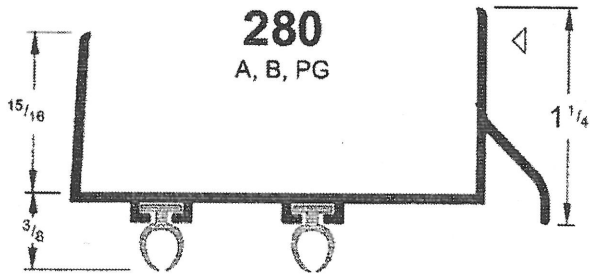




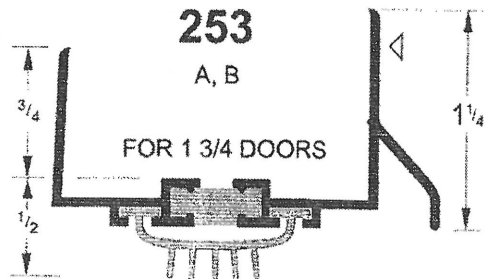
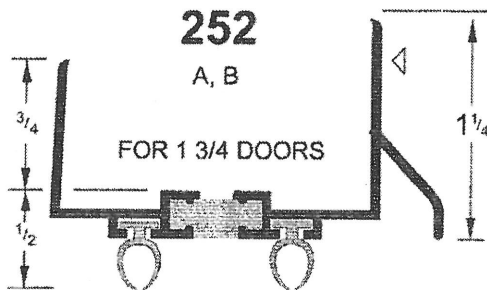
**UNIVERSAL DOOR BOTTOMS**



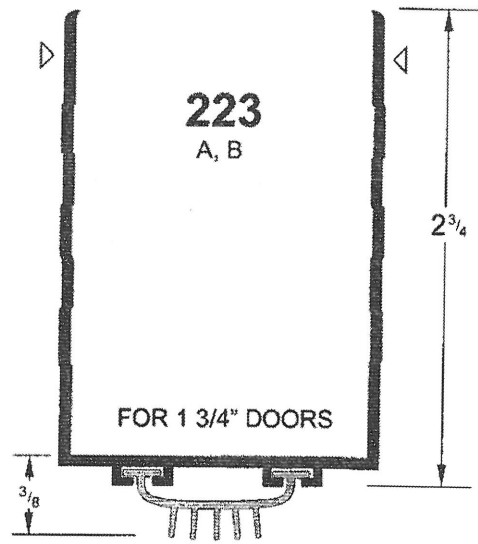
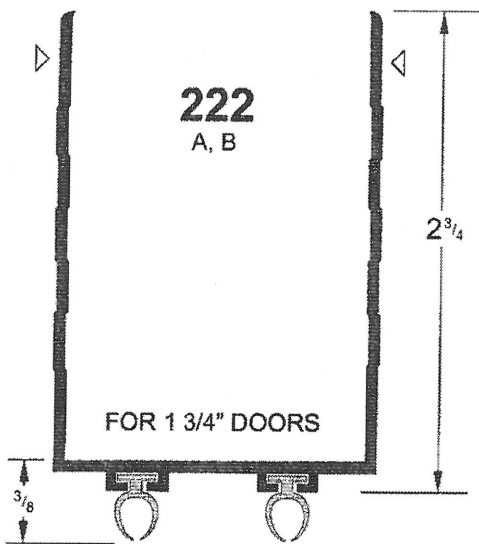
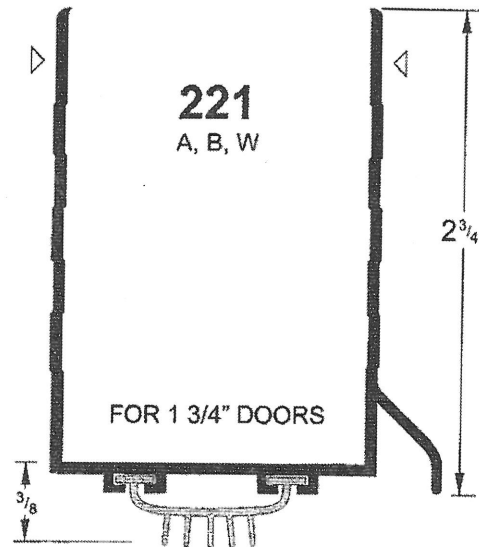
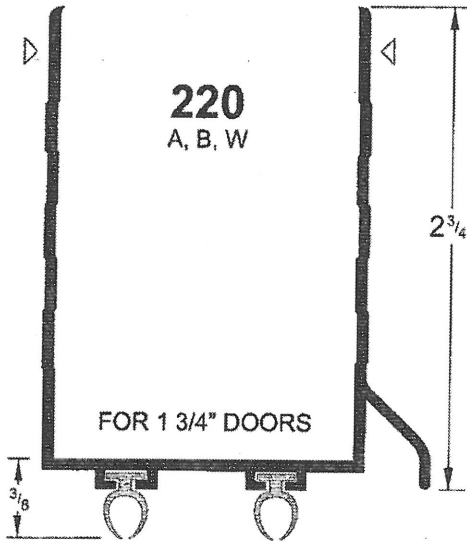
**FOR 2-1/4\"/>**



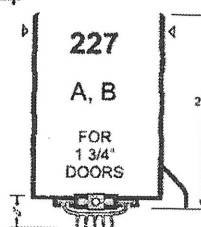
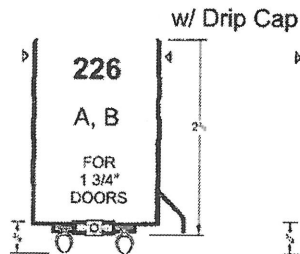
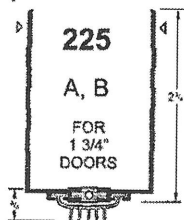
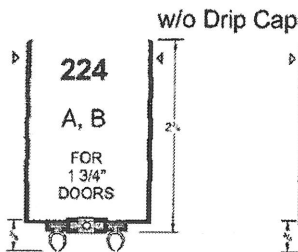
**THERMAL BREAK DOOR BOTTOMS**



**COMBINATION KICK PLATE AND DOOR BOTTOM**



**THERMAL BREAK DOOR BOTTOMS**



**Features:**  
Combination Door Bottom & Kick Plate with a drip cap.

**Thermal Break** is rigid PVC.

Slotted holes on both sides.

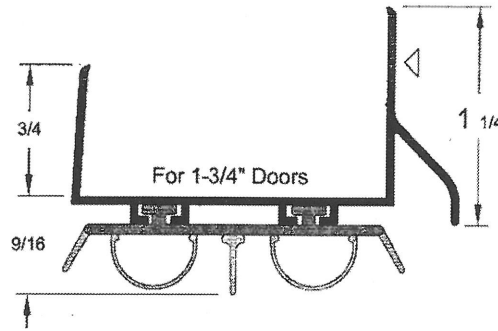
THESE DRAWINGS NOT TO SCALE

▽ Indicates location of standard fastener hole.

PRODUCTS ARE SHOWN ACTUAL SIZE  
(EXCEPT AS NOTED)

COMBO ALUMINUM PRODUCTS, EL CAJON, CA  
Tel (619) 447-9200 (800) 457-7500 Fax (619) 442-4558

**249**  
A, B, PG, W



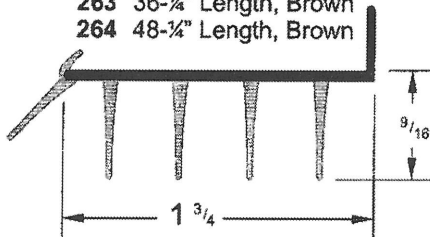
PVC Seal will fit:  
All 1 3/4" Door Bottoms  
except part #255

**PVC DOOR BOTTOM (Dual Durometer)**

For 1-3/4" door - attaches with staples, nails, or screws. (Not furnished)

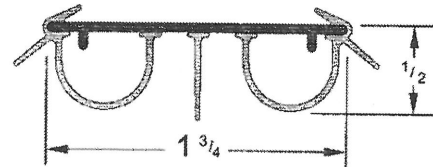
**263**

263 36-3/4" Length, Brown  
264 48-3/4" Length, Brown



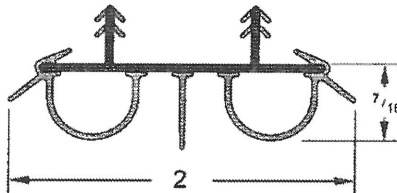
**265**

265 32" Length, Brown



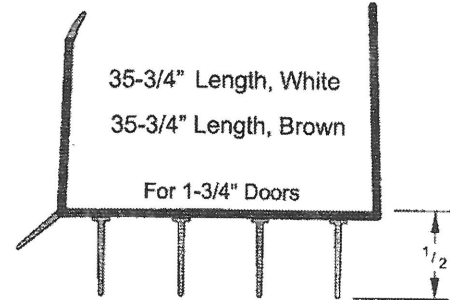
**267**

267 31-3/4" Length, Brown  
268 35-3/4" Length, Brown



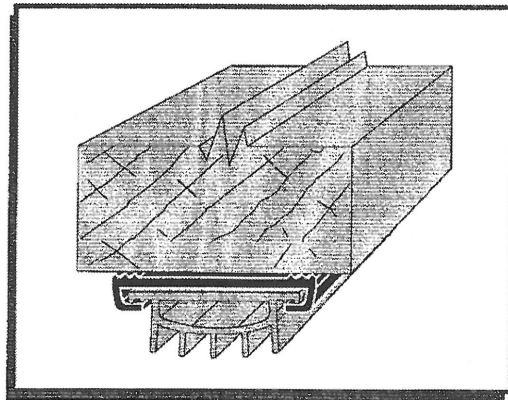
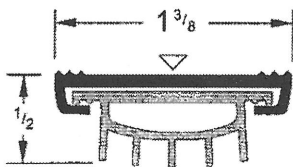
**273**  
**274**

35-3/4" Length, White  
35-3/4" Length, Brown

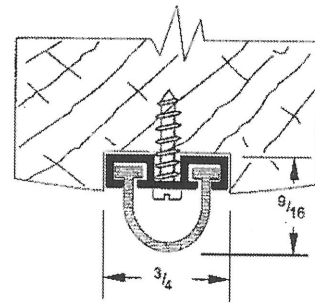


**CONCEALED DOOR BOTTOMS**

**205** A, B (Cut Exact)



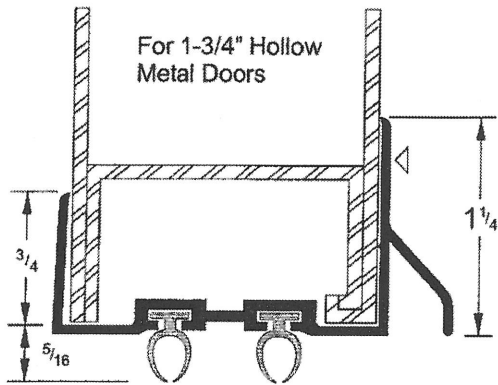
**213** A, B (Cut Exact)  
Mortise installation shown.  
Seal is TPR Rubber.



▽ Indicates location of standard fastener hole.

**DOOR BOTTOM FAB OPTIONS**

**255** A, B

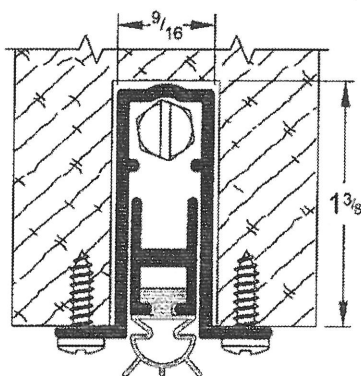


Self-drilling sheet metal screws are provided.

3 DEGREE BEVEL	STOP CUT
<p>3 degree bevel</p>	
<p>Order: Specify "inswing" or "outswing" door.</p> <p>Bevel door bottom to fit bevel of door.</p>	<p>Order: Specify size of stop cut: 1/2", 5/8" or 3/4".</p> <p>Removes metal to prevent interference with door stop.</p>

THESE DRAWINGS NOT TO SCALE

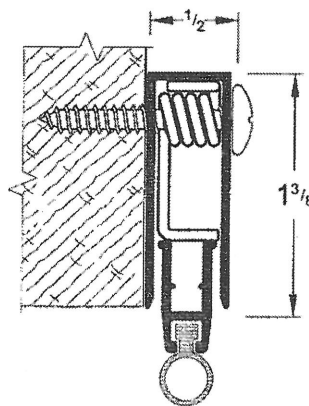
**AUTOMATIC DOOR BOTTOMS**



Mortise type automatic door bottom, vinyl seal, 3/4" max. drop.

240	24"
241	28"
242	30"
243	32"
244	36"
245	42"
246	48"

Finish:  
A Aluminum Mill Finish



Surface mount automatic door bottom, pliable seal, 1/2" max. drop.

232	30" - 32"
233	34" - 36"
234	40" - 42"

Finish:  
B Bronze Anodize  
S Satin Anodize

▽ Indicates location of standard fastener hole.

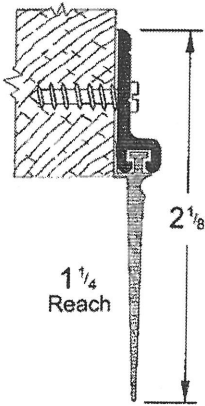
7 PRODUCTS ARE SHOWN ACTUAL SIZE

COMBO ALUMINUM PRODUCTS, EL CAJON, CA  
Tel (619) 447-9200 (800) 457-7500 Fax (619) 442-4558

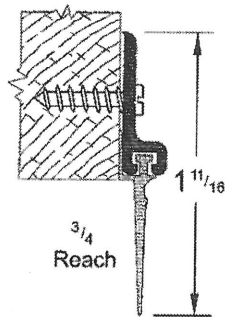
**CLOSURE STRIPS**

Closure Strips are cut 1/4" over. Slotted holes for close adjustment. SMS 6 x 5/8" phillips-panhead screws are provided.

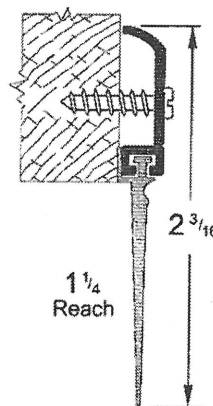
**208**  
A, B, PG, W



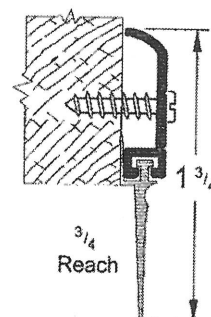
**209**  
A, B, PG, W



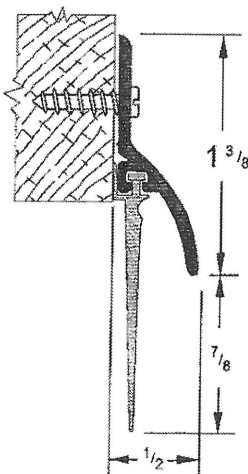
**210**  
A, B, W



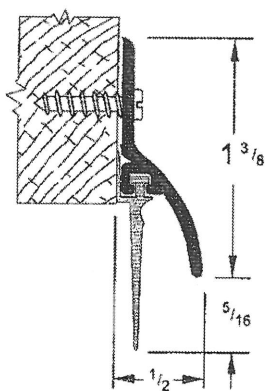
**211**  
A, B, W



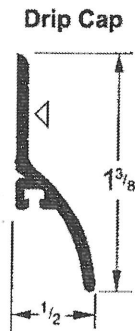
**214** A, B, W



**215** A, B, W



**217** A, B, W



**219** A, B, W

