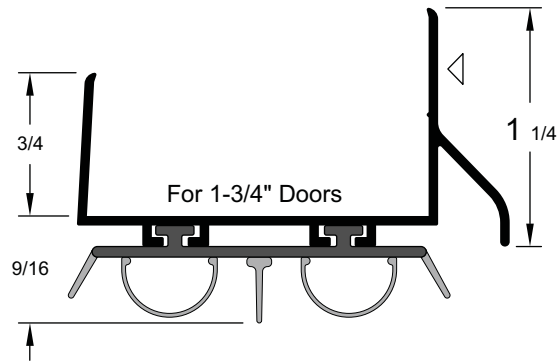


249

A, B, PG, W



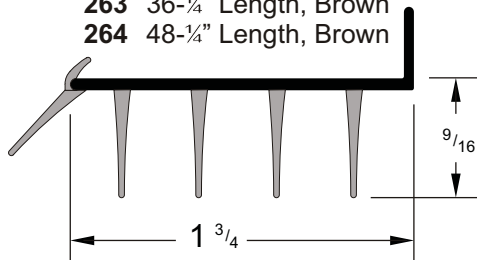
PVC Seal will fit:
All 1³/₄" Door Bottoms
except part #255

PVC DOOR BOTTOM (Dual Durometer)

For 1-3/4" door - attaches with staples, nails, or screws. (Not furnished)

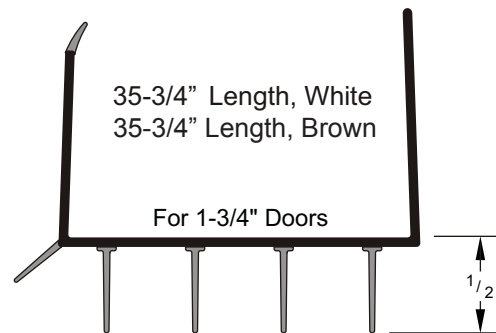
263

263 36-¹/₄" Length, Brown
264 48-¹/₄" Length, Brown



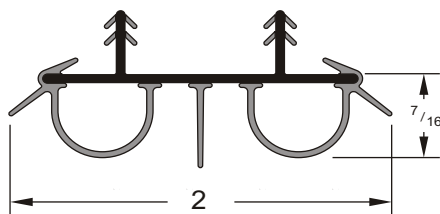
273
274

35-³/₄" Length, White
35-³/₄" Length, Brown



267

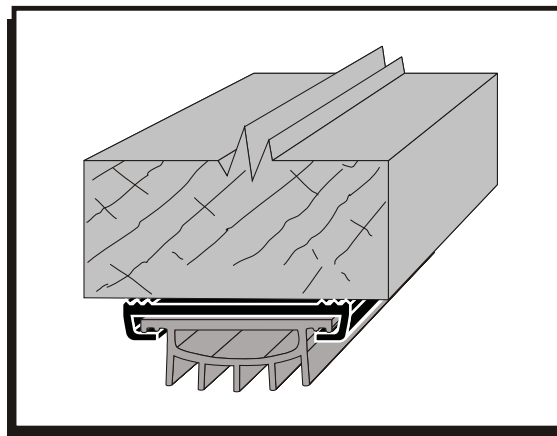
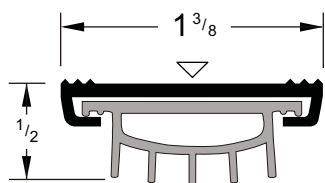
267 31-³/₄" Length, Brown
268 35-³/₄" Length, Brown



CONCEALED DOOR BOTTOMS

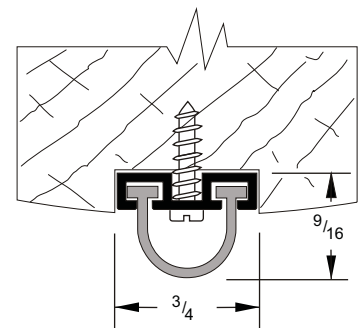
205

A, B (Cut Exact)



213

A, B (Cut Exact)
Mortise installation shown.
Seal is TPR Rubber.



▽ Indicates location of standard fastener hole.