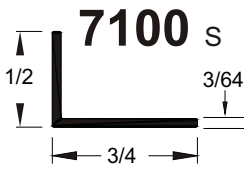


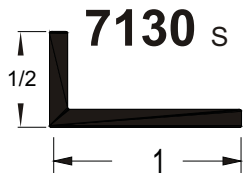
# Section 12 METAL MOULDINGS & FLOOR TRIM

By  **FUTURA INDUSTRIES**

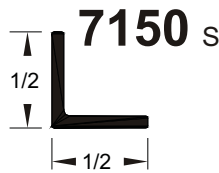
## METAL MOULDING



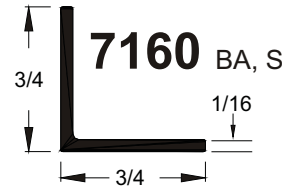
**7100 S**  
Angle 3/4" x 1/2"  
6' or 12'



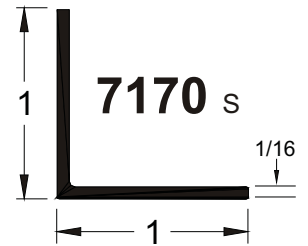
**7130 S**  
Angle 1/2" x 1"  
6' or 12'



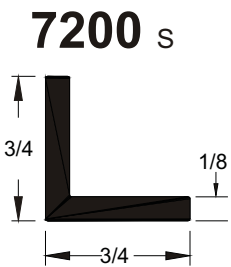
**7150 S**  
Equal Angle 1/2" x 1/2"  
6', 8', or 12'



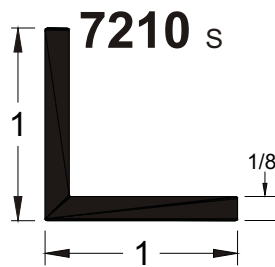
**7160 BA, S**  
Equal Angle 3/4" x 3/4"  
6', 8', or 12'



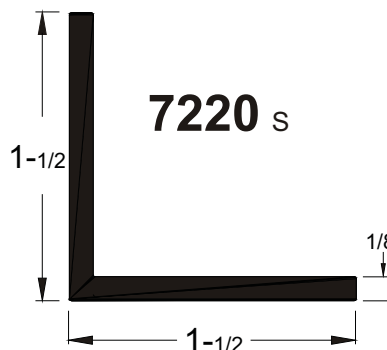
**7170 S**  
Equal Angle 1" x 1"  
6', 8', or 12'



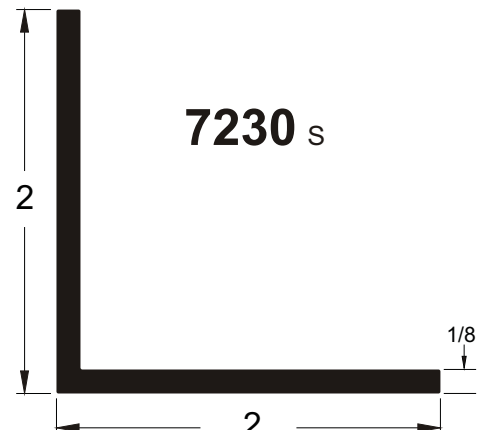
**7200 S**  
Equal Angle 3/4" x 3/4"  
6' or 12'



**7210 S**  
Equal Angle 1" x 1"  
6' or 12'

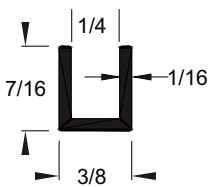


**7220 S**  
Equal Angle 1-1/2" x 1-1/2"  
6' or 12'



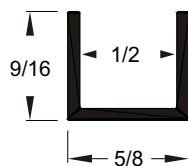
**7230 S**  
Equal Angle 2" x 2"  
6' or 12'

**7300 S**



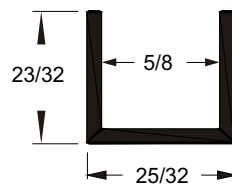
**7300 S**  
Chanel 7/16" x 1/4"  
6' or 12'

**7310 S**



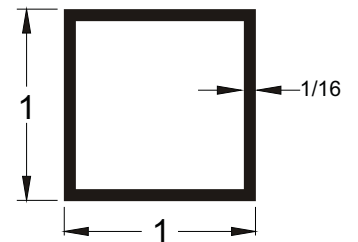
**7310 S**  
Chanel 9/16" x 1/2"  
6' or 12'

**7320 S**



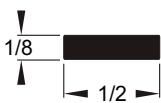
**7320 S**  
Chanel 23/32" x 5/8"  
6' or 12'

**7360 S**



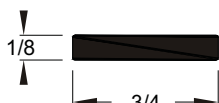
**7360 S**  
Square Tube 1" x 1"  
6' or 12'

**7400 S**



**7400 S**  
Flatbar 1/2" x 1/8"  
6' or 12'

**7410 S**



**7410 S**  
Flatbar 3/4" x 1/8"  
6' or 12'

**7420 S**



**7420 S**  
Flatbar 1" x 1/8"  
6' or 12'

**7430 S**



**7430 S**  
Flatbar 1-1/2" x 1/8"  
6' or 12'